

Welcome to Back to School Night!
Bienvenidos al Regresos de Noche!

Tuesday, September 5, 2023






Follow us on Social Media!
Siganos en Social Media!



**Woodlawn
Elementary**



Woodlawnes_fcps



@WoodlawnES

3rd GRADE

Back To School Night!

Noche de Regreso a Clase

3er Grado



The background features a large central orange circle containing text. Surrounding this circle are various pink and orange geometric shapes, including circles, squares, and triangles, scattered across a white background. The entire composition is set against a solid pink border.

**MEET THE
TEACHERS**
Conozca a los
maestros



3rd Grade Teachers

Maestros de 3er grado



Mr. Dunlevy



Ms. Buck






Meet the Specialist Team

Conozca al equipo de Especiales



- Students have 2 specials each day.
- Each special class is 30 minutes long.
- Art is the only special that is 1 hour in length.



Our Specialists

- **PE** with Mr. C. Torres & Mr. Edmonds
- **Music** with Mr. Payne
- **Counseling** with Ms. Darlington
- **Science** with Ms. Petrone
- **Art** with Mr. Flynn
- **Library** with Ms. Winer



3rd Grade Daily Schedule

9:05 - 9:20	Morning Arrival
9:20 - 9:45	Morning Meeting
9:45 - 11:00	Language Arts
11:00 - 11:30	Lunch
11:30 - 12:00	Intervention
12:00 - 1:00	Specials
1:00 - 1:20	Word Talk
1:20 - 2:10	Content/Knowledge Building
2:10 - 3:20	Math
3:25 - 3:55	Recess
3:50 - 4:05	Closing Circle/ Dismissal

SCHEDULE
Horario

CLASSROOM CULTURE & MANAGEMENT

- Classroom Agreement
- Positive Reinforcement
- Modeling

Morning Meeting

- Greeting
- Sharing
- Activity
- Message

Responsive Classroom

- Building Relationships with Students
- Logical Consequences
- Take-A-Break
- Think Sheets



CULTURA Y ADMINISTRACIÓN DEL AULA

- Constitución del Aula
- Refuerzo Positivo
- Modelo

Reunion de la Mañana

- Saludo
- Compartir
- Actividad
- Mensaje

Aula receptiva

- Construyendo relaciones con los estudiantes
- Consecuencias Logicas
- Tomate un descanso
- Hojas de pensamiento





3rd grade students do not
bring computers home.

STUDENT EXPECTATIONS



- Materials ready
- Be ready to learn
- Try your best
- Show respect for yourself and others
- Have a labeled water bottle



Language Arts

Walk 2 Read



Whole Class Focus Lesson



Word Recognition

Knowledge Building




Mathematics

Whole Class Focus Lesson

Walk 2 Math





Snack Time

We eat lunch early in the day. Your child may get hungry before the end of the day. Please send a healthy snack that may be eaten with fingers. Students will continue to work through snack time.

- Small and Healthy.
- Able to be eaten with fingers.
- Water only. No juice or soda.

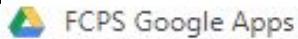


ACCESSING STUDENT GMAIL

Acceder al Gmail de su estudiante

Step 1. Paso 1

Click FCPS
Google Apps
in the toolbar



Step 2. Paso 2

Log in using
FCPS school
account

A screenshot of the Google Sign in page. It shows the Google logo, the text "Sign in to continue to Google Drive", and a form with a label "Enter your email" and a text input field containing "studentID#" followed by "@fcpschools.net". There is a "Forgot email?" link below the form.

Step 3. Paso 3

Username:
1234567@
fcpschools.net

Step 4. Paso 4

Password:
Selected by
student at start of
the year.

A screenshot of a password entry form. It has a label "Enter your password" and a text input field containing "Student created password". There is a "Forgot password?" link and a "Next" button below the form.



Schoology



Schoolology

Dunlevy's Banner



Buck's Banner



Schoology

>  Class Information

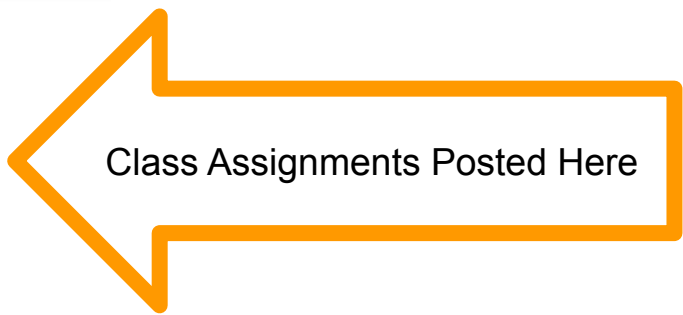
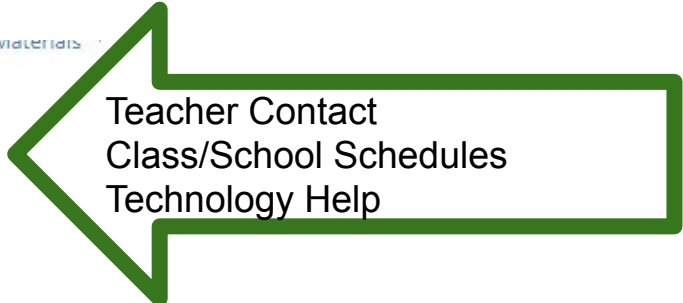


- Contact Information
- Working Agreements
- Technology Support
- School Schedules

>  Class Work



All materials



Work is sorted by Week and Days

Week 1 (August 23 - 27)

August 23 - August 27


Unpublished

Week 2 (August 30 - September 3)

August 30 - September 3

Week 3 (September 6 - September 11)

September 6 - September 11



Monday

Tuesday

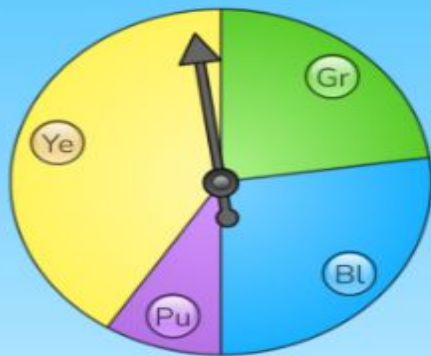
Wednesday

Thursday


ST Math





What is the Likelihood of selecting **Ye** ?



Lexia



QUESTIONS? PREGUNTAS?



THANKS! GRACIAS!

CREDITS: This presentation template was created by **Slidesgo**, including icons by **Flaticon**, and infographics & images by **Freepik**.

Please keep this slide for attribution.

